

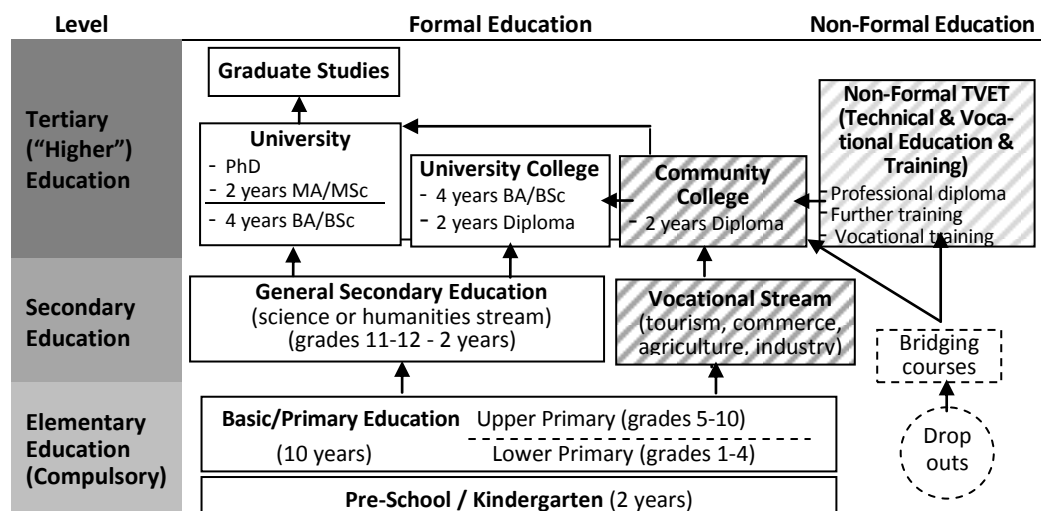


# Education

## ■ Facts & Figures

- The Palestinian **Ministry of Education** was established in the wake of the 1994 Oslo II Accords. In September 2000, it launched the first **Palestinian national curriculum** - replacing the Jordanian and Egyptian ones in use since 1967; it made Palestine the first Arab country to teach English from 1<sup>st</sup> grade, and introduced technology as a compulsory subject in grades 5-10, Home Economics, Environment and Health as an elective subject in grades 7-10, and "Current Issues" as well as Economics & Management in grades 11-12 (World Bank, *West Bank & Gaza - Education Sector Analysis*, 2006).
- On 6 April 2017, President Abbas ratified the first **Palestinian Law for Education and Higher Education** to replace the Jordanian law in the West Bank and the Egyptian law in the Gaza Strip and make way for a reformed education system based on enrooting and developing knowledge, instead of traditional rote learning and indoctrination. The law regulates all roles and responsibilities in the education sector and deals with related issues (e.g., compulsory education from kindergarten to grade 10, school dropout, academic acceleration, licensing of educational institutions, etc.). The **new curriculum**, introduced in the **school year 2017/18**, intends to prepare students better for the job market, thus incorporating **new** (e.g., time management, presentation, leadership) and **vocational** (e.g., in the fields of IT, environment, hospitality) **skills**. It also allows students to retake up to four exams.
- **Education System:** Compulsory basic education covers 10 years (grades 1-10), divided into the *Preparation Stage* (grades 1-4) and the *Empowerment Stage* (grades 5 to 10). Secondary Education (grades 11 and 12) is separated into a *literary* or a *science* stream and has also a few vocational secondary schools offering courses in commerce, agriculture, technology, industry and hospitality. Grade 12 ends with the General Secondary Educational Certification (**Tawjihi**) exam.

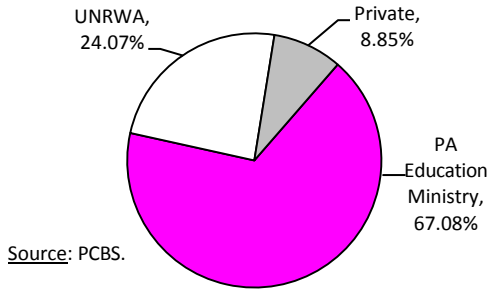
### Education System in Palestine\*



\* Hatched boxes = Vocational Training. *Source: Torino Process 2010 – Occupied Palestinian Territories*, European Training Foundation, 2010; Ministry of Education, *Education Strategy 2014-2019-Palestine 2020: A Learning Nation*, 2014.



**Main Education Providers (% of schools overseen)**



Source: PCBS.



**Education Sector at a Glance:**

<b>Number of kindergartens (2016/17)</b>	1,808
<b>Children enrolled in kindergartens</b>	146,833
<b>Number of Schools (2016/17)</b>	2,963
- Basic stage	1,994
- Secondary stage	969
<b>Pupils enrolled in schools (2016/17)</b>	1,229,756
- female (50.4%)	619,166
<b>Classes (2016/17)</b>	40,502
<b>Number of teachers (2016/17)</b>	55,322
<b>Pupil-Teacher ratio (2016/17):</b>	22.2
<b>Illiteracy rate (15+) (2016)</b>	3.1%
<b>Repetition rate primary (2015/16):</b>	1.21%
<b>Repetition rate secondary (2015/16):</b>	0.64%
<b>Drop-out rate primary (2015/16):</b>	1.06%
<b>Drop-out rate secondary (2015/16):</b>	1.22%
<b>Tawjihi (2017)- Students taking exam</b>	71,237
- Students passing	47,903 (67.3%)
<b>Net enrollment - Pre-primary*</b>	45.4%
<b>Net enrollment rate - Primary*</b>	90.2%
<b>Net enrollment rate - Secondary*</b>	80.9%
<b>Gross enrollment ratio - Tertiary*</b>	44.3%
<b>Primary to secondary transition rate*</b>	98.6%

Sources: Ministry of Education, 2016/17 Statistics. \*UNESCO Institute for Statistics (data.uis.unesco.org) (2015 data).

- The **illiteracy rate** among Palestinians 15 years and older has dropped from 13.9% in 1997 to 3.1% (or 89,900 people) in 2016 (female: 4.8%, male: 1.4%; WB: 3.2%, GS: 2.8%). Illiteracy rates vary with age group: 34.8% of those 65+ years are illiterate, as are 4% of the 45-64 years old, 1.2% of the 30-44 years old and 0.7% of the 15-29 years old. The rate in urban localities is 2.8%, in rural localities 4.4%, and in refugee camps 3% (PCBS, *Press Release on International Literacy Day*, 8 Sept. 2017).
- In 2015/16, the enrollment rate for **early childhood education/kindergarten** was 56.1% (WB: 54.9%; GS: 57.6%) (PCBS, *The Status of the Rights of Palestinian Children 2016*, April 2017).
- In 2016/2017, 69% of all schools had a **library**, 72.5% a **computer lab** (averaging 1 computer per 21.4 students), 77.8% a **science lab**, and 68.3% **counselors** (on average 661 students per counselor). Some 223 schools had an **evening shift** (WB: 8, GS: 215) (Ministry of Education, 2016/2017 Statistics).

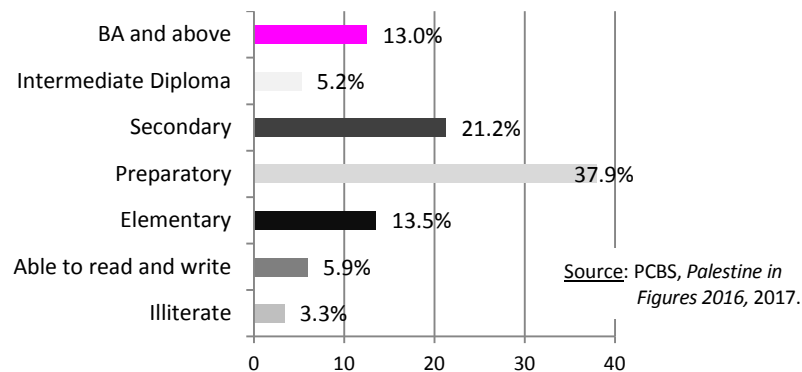
**Basic & Secondary Education: Schools & Students by Supervising Authority, 2016/2017**

		<b>West Bank</b>	<b>Gaza Strip</b>
<b>Private</b>	Students/Class	22.7	20.2
	Classes	4,434	792
	Schools	369 (m: 34, f: 26, mixed: 309)	55 (m: 10, f: 5, mixed: 40)
	Students	100,458 (of which f: 41,754 =41.4%)	18,385 (of which f: 6,843 =37.2%)
<b>UNRWA</b>	Students/Class	33.6	39.3
	Classes	1,450	6,653
	Schools	96 (m: 35, f: 48, mixed: 13)	267 (m: 115, f: 69, mixed: 83)
	Students	48,772 (of which f: 28,834 =59.1%)	261,657 (of which f: 126,605 =48.4%)
<b>Government</b>	Students/Class	26.7	38.4
	Classes	20,772	6,401
	Schools	1,784 (m: 674, f: 662, mixed: 448)	392 (m: 174, f: 158, mixed: 60)
	Students	554,733 (of which f: 287,030 =51.7%)	245,750 (of which f: 128,100 =52.1%)
<b>Total</b>	Students/Class	<b>26.4</b>	<b>38</b>
	Classes	<b>26,656</b> (of which 6,050 co-ed)	<b>13,846</b> (of which 2,514 co-ed)
	Schools	<b>2,249</b> (m: 743, f: 736, mixed: 770)	<b>714</b> (m: 299, f: 232, mixed: 183)
	Students	<b>703,963</b> (of which f: 357,618 =50.8%)	<b>525,793</b> (of which f: 261,548 =49.7%)

Source: Ministry of Education, 2016/2017 Statistics.

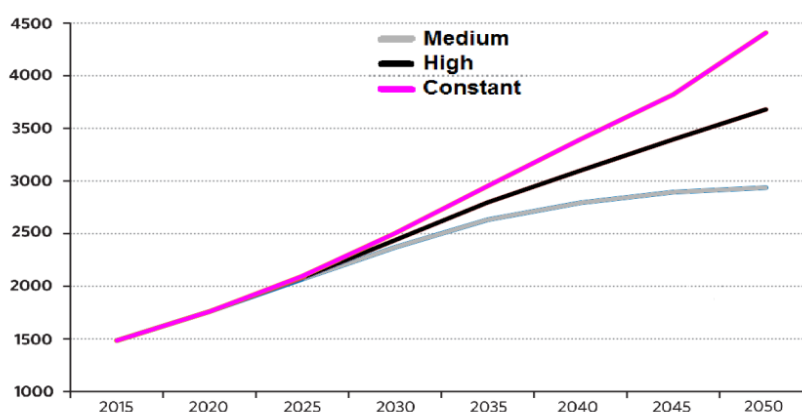
- Upon entering **General Secondary Education**, 64.1% of students choose the **human sciences** and 26% the **scientific** stream (PCBS, *Women & Men in Palestine*, 2016).

### Educational Attainment, 2015 (15+ years)



- After 10<sup>th</sup> grade of basic education, only a small (but growing) number of Palestinian students choose the **Technical and Vocational Education and Training (TVET)** track for grades 11-12. The major streams for TVET are **industrial, agricultural, commercial, and tourism**. There are 76 **TVET institutions** operating in the OPT, 56 of them run by PA Ministries of Education, Labor and Agriculture in addition to more than 200 cultural centers that conduct TVET training as part of their charitable or other work. Still, the proportion of students that enter TVET is very small (ILO, *The Occupied Palestinian Territory: An Employment Diagnostic Study*, Draft July 2017).
- Although the overall **transition rate** from **basic** education to **secondary** education is with 88% (85.3% male; 90.5% female) relatively high, almost a third of students, mostly male, drop out before completion, resulting in a **gross enrollment rate in secondary education** of 70% (60% male; 80% female). (USAID, *West Bank and Gaza Inclusive Growth Diagnostic*, May 2017).
- As of June 2017, education contributed **7%** to the **GDP** (excl. Jerusalem) (WB: 6.4%, GS: 9.1%) (PCBS, *Quarterly National Accounts, Q2-2017*) and **employed 10.5%** of the work force (WB: 9.7%, GS: 12%) (PCBS, *Labor Force Survey, Q2-2017*).
- **Projection:** It is estimated that maintaining the current ratios, **1,650 new schools** (WB: 750, GS: 900) will be required in Palestine by **2030** as well as an additional 32,000 **teachers** (WB: 9,000, GS: 23,000). (Prime Minister's Office, State of Palestine & UNFPA, *PALESTINE 2030: Demographic Change: Opportunities for Development*, December 2016).

### Projection of the number of pupils and students (thousands), 2015-2050 (three scenarios)



Source: Prime Minister's Office, State of Palestine & UNFPA, *PALESTINE 2030: Demographic Change: Opportunities for Development*, December 2016.

## Higher Education

- Over 50% of school graduates in the West Bank enroll in **tertiary education** (the MENA average is only 30%), **concentrating** in humanities, social sciences, and teacher training and education science – where **unemployment** is highest (USAID, *West Bank and Gaza Inclusive Growth Diagnostic*, May 2017).
- **Post-secondary/tertiary education** is offered in universities, university/technical colleges (mainly 4-year programs) and community colleges (mainly 2-year diploma courses in technical and commercial fields). In 2016/17, 218,415 students were enrolled in institutions of **higher education**, 60.9% of them women (Ministry of Education & Higher Education, 2017).
- In 2015, 13% of those 15 years or older had completed education with a **university degree** (BA and higher), 5.2% with an Associate Diploma, 21.2% with the secondary and 37.9% with the preparatory school stage (PCBS, *Statistical Yearbook of Palestine 2016*, December 2016).



### Higher Education Institutions, Students and Graduates, 2016/17

<b>No. of Accredited Higher Education Institutions</b>	49 (WB: 33, GS: 15 - plus 1 Open University)
<b>Total Registered Students (2016/17)</b>	218,415 (female: 133,032 = 60.9%)
- Studying towards an MA degree	8,671 (female: 4,554 = 52.5%)
<b>Total Graduates (2015/16)</b>	44,446 (female: 27,035 = 60.8%)
- Graduating with an MA degree	2,381 (female: 1,239 = 52.0%)
<b>Total Academic Faculty Staff (2016/17)</b>	7,050 (female: 1,644 = 23.3%)
<b>Community Colleges (up to diploma)</b> 18 (WB: 12, GS: 6)	
- Students enrolled	11,053 (female: 5,662)
- Graduates	3,712 (female: 2,114)
<b>University Colleges (up to BA)</b> 16 (WB: 12, GS: 4)	
- Students enrolled	14,876 (female: 7,641)
- Graduates	2,739 (female: 1,502)
<b>Universities (up to MA)</b> 14 (WB: 9; GS: 5)	
- Students enrolled	136,459 (female: 82,217)
- Graduates	27,231 (female: 15,758)
<b>Open University (up to BA)</b> 1 (22 branches – WB: 17, GS: 5)	
- Students enrolled Open Univ.	56,027 (female: 37,512)
- Graduates	10,764 (female: 7,661)

Source: Ministry of Higher Education, 2016/2017 Statistics.

### Recommended Research Sources:

<http://www.pcbs.gov.ps> (education statistics)

<http://www.unicef.org/oPt/>

<http://www.unesco.org/new/en/bfc/office-in-ramallah>

<http://www.moehe.gov.ps>

<http://www.tvet-pal.org/> (vocational training)

<http://www.ibe.unesco.org/en.html>

**Ministry of Education & Higher Education**, *Education Development Strategic Plan 2014-2019 - A Learning Nation*, March 2014, [http://planipolis.iiep.unesco.org/sites/planipolis/files/ressources/palestine\\_education\\_development\\_strategic\\_plan\\_2014\\_2019.pdf](http://planipolis.iiep.unesco.org/sites/planipolis/files/ressources/palestine_education_development_strategic_plan_2014_2019.pdf).

**Prime Minister's Office, State of Palestine & UNFPA**, *PALESTINE 2030: Demographic Change: Opportunities for Development*, December 2016.

**Rigby, Andrew**, *Palestinian Education: The Future Challenge*, Jerusalem: PASSIA, 1995.

**UNICEF**, *oPt Monthly Updates*.