

Education

(See also 'Education' in Chapter 14 on Jerusalem)

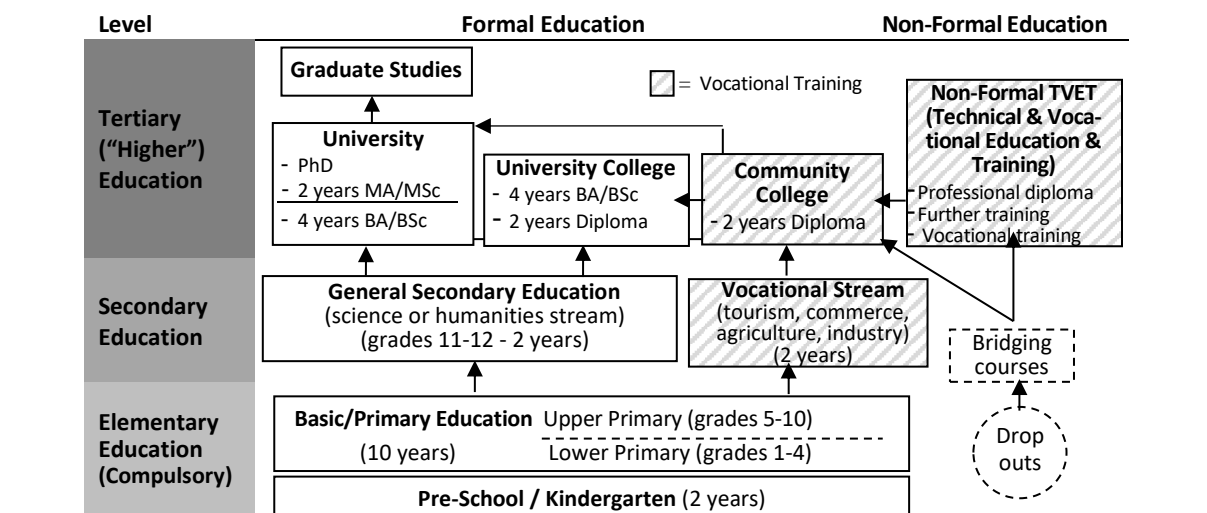
■ Facts & Figures

- After using the Jordanian and Egyptian curricula since 1967, the Palestinians' first own **national curriculum** was launched in 2000. On 6 April 2017, the first **Palestinian Law for Education and Higher Education** was ratified to make way for a reformed education system based on enrooting and developing knowledge, instead of traditional rote learning and indoctrination. The **restructured curriculum** was introduced in the 2017/18 school year, incorporating **new** (e.g., time management, presentation, leadership) and **vocational** (e.g., in the fields of IT, environment, hospitality) **skills**.



- **Education System:** Early childhood education starts at the age of 3 or 4; in 2020, 63.8% of children were enrolled in pre-elementary education (boys: 59%, girls: 68.6%) (PCBS, Press Release on International Women's Day, 8 March 2022). Compulsory basic education covers 10 years (grades 1-10) in a common education system, divided into the *Preparation Stage* (grades 1-4) and the *Empowerment Stage* (grades 5 to 10). Secondary Education (grades 11 and 12), which is not obligatory, is separated into a *literary* or a *science* stream and has also a few vocational secondary schools offering courses in commerce, agriculture, technology, industry, and hospitality. Grade 12 ends with the General Secondary Educational Certification exam (*Tawjihi*), which needs to be passed in order to enroll into universities and colleges. In **2022**, 85,302 students took the exam, of which 58,107 (68.12%) **passed**. By **branches**: Scientific 80.2% passed, Literary 59.6%, Entrepreneurship & Business 62%, Industry 73.5%, Agriculture 82.3%, Legal 53.8%, and Home Economics 41.7 (<https://tawjihi.mohe.ps/>).

Education System in Palestine*



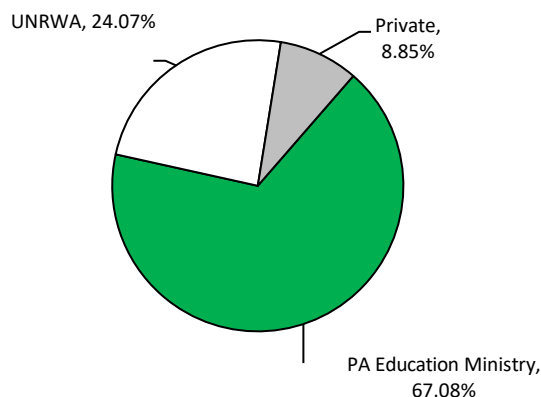
* Source: Adapted from *Torino Process 2010 – Occupied Palestinian Territories*, European Training Foundation, 2010; Ministry of Education, *Education Strategy 2014-2019-Palestine 2020: A Learning Nation*, 2014.



Education Sector at a Glance:

Number of kindergartens (2021/22)	2,167
Children enrolled in kindergartens	160,737
Number of Schools (2021/22)	3,142
Pupils enrolled in schools (2021/2022)	1,358,410
- female (50.5%)	685,843
Classes (2021/22)	44,179
Number of teachers (2021/22)	60,552
- female (64.3%)	38,902
Illiteracy rate (15+) (2021)	2.3%
Repetition rate primary (2020/21):	0.08%
Repetition rate secondary (2020/21):	0.11%
Drop-out rate primary (2020/21):	0.45%
Drop-out rate secondary (2020/21):	2.23%
Tawjihi (2022) -Students taking exam	85,302
- Success rate	68.12%
Net enrolment rate -Primary*	95.3%
Net enrolment rate -Lower Secondary*	96.9%
Net enrolment rate -Upper Secondary*	76.5%
Mean years of schooling *	9.94

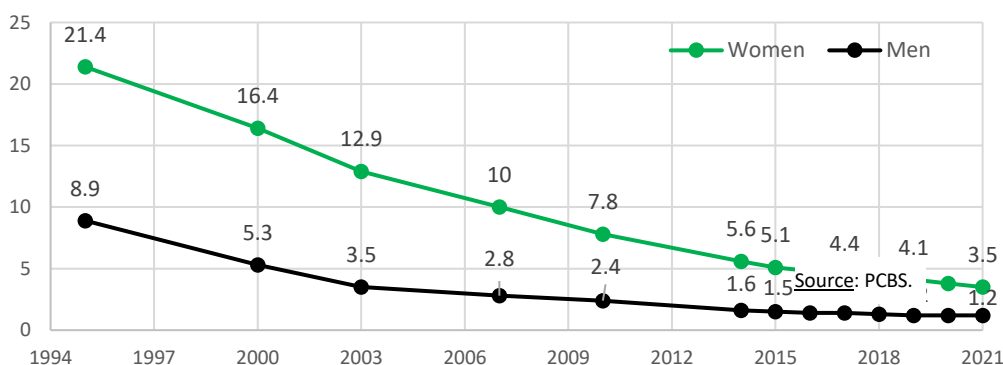
Main Education Providers (% of schools overseen)



Sources: Ministry of Education, Statistical Yearbook 2021/22. *UNESCO Institute for Statistics (data.uis.unesco.org) (2020).

- **School enrollment** in Palestine is above the averages of both the MENA region and of upper middle-income countries (World Bank, *West Bank and Gaza SERATAC - Project Information Document*, Feb. 2022).
- The **illiteracy rate** in Palestine is with 2.3% low. For comparison: the average in the Arab world is 27% and in the MENA region 20% (<https://data.worldbank.org/indicator/SE.ADT.LITR.ZS?view=chart&locations=ZQ>).

Literacy Rate of Palestinian Men and Women (15+ Years), 1995-2021



Source: PCBS, *Press Release on International Population Day*, 11 July 2022.

- By mid-2022, education contributed **6.6%** to the **GDP** (excluding Jerusalem) (PCBS, *Quarterly National Accounts*, Q2-2022) and **employed 11.8%** of the work force (WB: 11.3%, GS: 12.9%) (PCBS, *Labor Force Survey*, Q2-2022).
- In 2021, **education expenditure** totaled NIS 3.14 billion (=19.5% of the total PA budget), of which 80.2% was for salaries and wages, and only 3.7% for development (Ministry of Finance, monthly report for December 2021).
- In 2020/2021, the total **drop-out rate** was 0.79% (girls: 0.46%, boys: 1.13%; WB: 0.86%, GS: 0.71%). It was higher in secondary (2.23%) than in basic stage (0.45%) (Ministry of Education, 2021/2022 Statistics).

Basic & Secondary Education: Schools & Students by Supervising Authority, 2021/2022

		West Bank	Gaza Strip	Total
Private	Stud./Class	22.1	21.8	22.0
	Classes	5,077	880	5,957
	Schools	395 (m: 33, f: 24, co-ed: 338)	66 (m: 14, f: 8, co-ed: 44)	461
	Students	112,328 (f: 48,304)	19,146 (f: 7,245)	131,474
UNRWA	Stud./Class	34.4	41.0	39.9
	Classes	1,336	7,048	8,384
	Schools	96 (m: 35, f: 48, co-ed: 13)	278 (m: 120, f: 72, co-ed: 86)	374
	Students	45,971 (f: 27,576)	289,167 (f: 140,076)	335,138
Government	Stud./Class	26.8	39.2	30.0
	Classes	22,455	7,383	29,838
	Schools	1,878 (m: 716, f: 683, co-ed: 479)	429 (m: 192, f: 168, co-ed: 69)	2,307
	Students	602,389 (f: 311,289)	289,409 (f: 151,353)	891,798
Total	Stud./Class	26.3	39.0	30.7
	Classes	28,868	15,311	44,179
	Schools	2,369 (m: 784, f: 755, co-ed: 830)	773 (m: 326, f: 248, co-ed: 199)	3,142
	Students	760,688 of which f: 387,169 =50.9%)	597,722 (of which f: 298,674 =50%)	1,358,410

Source: Ministry of Education, 2021/2022 Statistics.

- In 2021, 63.3% of students **completed 12 years of schooling** (WB: 61.2%, GS: 66.8%; females: 75.3%, male: 52.2%), while 7% **did not complete any stage** of education (males: 6%, females: 9%) (PCBS, *Education Statistics; Press Release on International Population Day*, 11 July 2022).
- In Palestine, the rate of the 18–29-year-olds who are **not in education, employment or training** is high (50% in 2021; WB: 41%; GS: 64%) and with a clear gender difference: 66% for women compared to 34% for men (PCBS, *Press Release on International Youth Day*, 2022).
- In 2021/2022, 77.5% of all schools had a **library**, 78% a **computer lab**, 75.5% a **science lab**, and 75.7% had **counselors** (averaging 546 students per counselor) (Ministry of Education, 2020/2021 Statistics).
- Of the total 3,142 schools, 376 had an **evening shift** attended by 315,365 students (99.7% in Gaza) (*Ibid.*).
- In 2021, there were 183 **education-related incidents** (a 50% increase over 2020) directly affecting 12,070 students and 501 teachers/school staff and causing prolonged loss of learning for 601,914 students. Incidents included detention/arrests, army entering schools, firing tear gas canisters, stun grenades and/or bullets, settler intimidation, delays at checkpoints and denial of access, demolition of schools and infrastructure (OPT Education Cluster, *Education-Related Incidents in oPt Annual Report 2021*).

Higher Education

- In 2021, 5.9% of the Palestinian (15+ years) gained an **Associate Diploma** (WB: 4.9%, GS: 7.5%; females: 6%, male: 5.8%) and 17.4% a **BA or above** (WB: 16.7%, GS: 18.5%, f: 19.2%, m: 15.6%) (PCBS, *Education Statistics*).
- **Post-secondary/tertiary education** is offered in universities, university colleges (mainly 4-year programs), and community colleges (mainly 2-year diploma courses in technical and commercial fields). Currently, 54 **institutions** offer **higher education** (Ministry of Higher Education, <https://www.mohe.pna.ps/>).
- In 2021/2022, some 60,000 **new students** enrolled in higher education institutions (approx. 60% of them females), bringing the number of **total enrolled students** to 225,975 (61.5% females) (*Ibid.*).
- Most students are enrolled in **Business & Administration** (27.5%), followed by **Education** (13.4%) and **Health** (11.6%). (PCBS, *Educational fields and labor market among individuals aged (20-29 years) in 2021*, July 2022).



Higher Education Institutions, Students and Graduates, 2021/2022

No. of Accredited Higher Education Institutions	53 (WB: 34, GS: 17 - plus 2 Open Universities)	
Total Registered Students (2021/22)	225,975 (female: 138,983 = 61.5%)	
- Studying towards an MA degree	10,517 (female: 5,897 = 56.1%)	
Total Graduates (2020/21)	46,225 (female: 29,294 = 63.4%)	
- Graduating with an MA degree	2,845 (female: 1,564 = 55%)	
Total Academic Faculty Staff (2021/22)	7,367 (female: 1,896 = 25.4%)	
Community Colleges (up to diploma)	17 (WB: 11, GS: 6)	
- Students enrolled	11,894 (female: 6,156 = 51.8%)	
- Graduates	2,940 (female: 1,698 = 57.8%)	
University Colleges (up to BA)	15 (WB: 10, GS: 5)	
- Students enrolled	15,540 (female: 7,867 = 50.6%)	
- Graduates	2,271 (female: 1,111 = 51.7%)	
Universities (up to MA/PhD)	19 (WB: 13; GS: 6)	
- Students enrolled	154,334 (female: 96,134 = 62.3%)	
- Graduates	29,584 (female: 18,385 = 61.2%)	
Open Universities (up to BA)	2 (18 branches – WB: 13, GS: 5)	
- Students enrolled	42,744 (female: 27,963 = 65.4%)	
- Graduates	11,556 (female: 8,079 = 69.9%)	



Source: Ministry of Higher Education, 2021/22 Statistics.

■ Vocational Education & Training

After 10th grade, a small (but growing) number of Palestinian students choose the **Technical and Vocational Education and Training (TVET)** track for grades 11-12. Major branches are **industry, agriculture, home economics, and hotel management**, with a total of 30 streams (e.g., mechatronics, electricity, design, carpentry, food processing, hospitality, and cosmetics). In 2019, there were some 300 **TVET institutions** (243 vocational training centers, 39 vocational secondary schools, and 30 technical colleges), in which 71,000 students and trainees were enrolled 72% of them in technical college. Women accounted for 33% of the total (*The Technical Vocational Education and Training Sector in Palestine (TVET)*, Special issue of This Week in Palestine, September 2022). However, TVET **enrolment** remains low with only 538 11-12th graders enrolled in the 2019/20 academic year, mostly boys (UNDP, *Support to Technical and Vocational Education and Training in East Jerusalem*, 2020).

Transition into the labor market: annually, close to 40,000 students graduate from tertiary education institutions (female: 63%; male: 37%). Of these, about two-thirds enter the **labor force** (female: 52.3%; male: 81.6%), but face high **unemployment** rates, especially among Humanities graduates, mainly because of the low absorptive capacity of the private sector and a skills mismatch (World Bank, *West Bank and Gaza SERATAC - Project Information Document*, Feb. 2022). In **2021**, there were 41,137 **graduates**, but only about 9,000 **job opportunities** in the local market. Most students are enrolled in **Business and Administration** (27.5%), followed by **Education** (13.4%) and **Health** (11.6%). On average, it takes graduates 11-21 months before getting their first labor chance (PCBS, *Press Release on Educational fields and labor market among individuals aged (20-29 years) in 2021*, July 2022).

Recommended Research Sources:

<http://www.pcbs.gov.ps> (education statistics)
<http://www.unesco.org/new/en/ramallah/>

<http://www.mohe.pna.ps>
<https://www.unicef.org/sop/>

Badil, *Israel's Apartheid-Colonial Education: Subjugating Palestinian Minds and Rights*, Working Paper No. 26, 2020.

Measuring the impact of attacks on education in Palestine, Global Coalition to Protect Education from Attack & oPt Education Cluster, March 2022.

Ministry of Education, *Statistical Yearbook*, annually.

National Qualifications Framework – Palestine, European Training Foundation, 2021.

OPT Education Cluster, *Education-Related Incidents in oPt Annual Report - January-December 2021*.

The Technical Vocational Education and Training Sector in Palestine (TVET), This Week in Palestine, Sept. 2022.

World Bank, *West Bank and Gaza SERATAC - Project Information Document*, Feb. 2022.

World Bank, *West Bank and Gaza - Supporting an Education Reform Agenda for Improving Teaching, Assessment and Career Pathways SERATAC – Project Appraisal Document*, March 2022.