

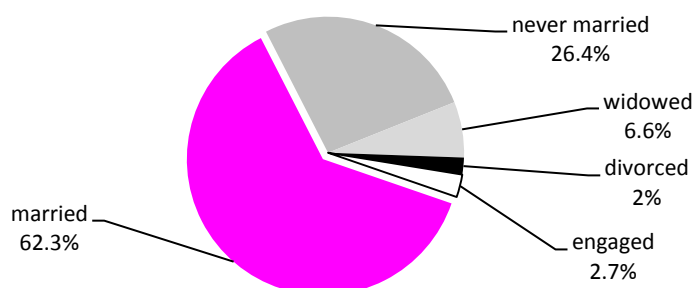


Women

- Women account for **49.2%** of the total Palestinian **population** of 4.88 million (PCBS, *Palestinians at the End of 2016*, Dec. 2016).
- In 2016, 11% of all Palestinian **households** were **headed by females** (WB: 12.1%, GS: 9%) (PCBS, *Press Release on the Eve of International Women Day*, March 2017).
- Some 20.3% of females get **married before the age of 18** (WB: 19.7%, GS: 23.7%) and 62.3% of the total female population aged 18+ are married (PCBS, *Release on International Women's Day 2017*, 7 March 2017).
- Of the women aged 15-49 years, 2.1% were **married before age 15** (WB: 1.8%, GS: 2.6%) and 4.3% were in a **polygamous marriage** (WB: 3.2%, GS: 5.8%) (*Ibid.*). Some 22% of the women aged 20-24 years **gave birth before the age of 18** (WB: 19.6, GS: 25.1%) (PCBS, *Press Release on International Women's Day 2016*, 8 March 2016).



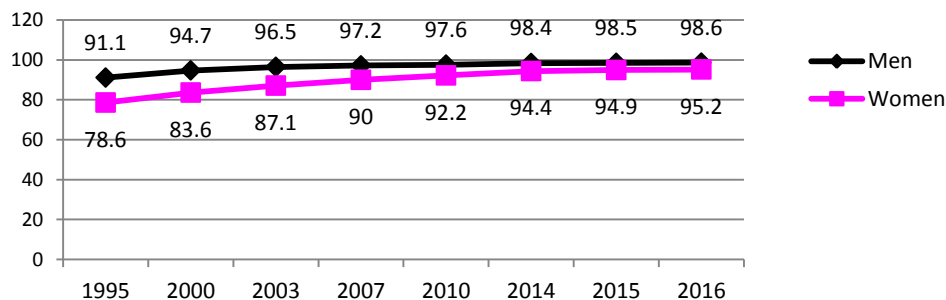
Marital Status of Women Aged 18+ Years



Source: PCBS, *Press Release on International Women's Day 2017*, 7 March 2017.

- The **literacy rate** of women has improved considerably over the last two decades, but is still higher than that of men:

Literacy Rate of Palestinian men and Women (15+ Years), 1995-2016

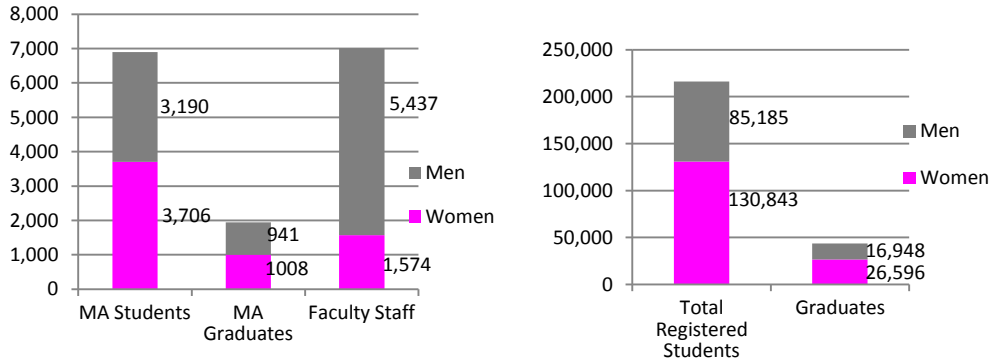


Source: PCBS, *Press Release on International Women's Day 2017*, 7 March 2017.



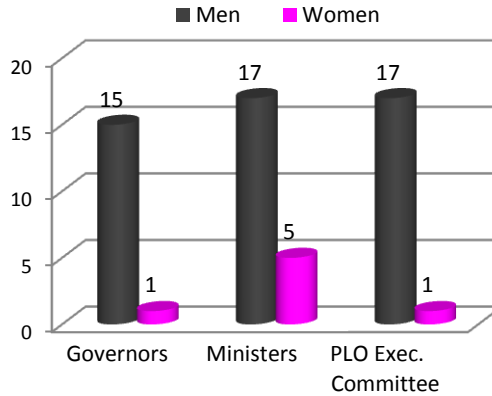
- In the school year 2016/2017, women constituted **50.4%** of all **school students** and 58.6% of the **staff at schools**. Some 61.5% of **school teachers** are female (Ministry of Education, 2016/17).
- More women than men **enroll in higher education** and hold a university degree. In 2016/17, 60.9% of all **students** registered at institutes of higher education were female as were 52.5% of those studying towards an **MA**, 60.8% of all graduates and 52% of those graduating with an MA. However, women made up only 23.3% of all academic faculty staff (*Ibid.*).

Women in Higher Education



Source: Ministry of Education and Higher Education, 2015/2016 Statistics

- Women are **underrepresented in decision-making bodies** as well as with regard to **public roles** or senior administrative and political posts: only one of 18 **PLO Executive Committee** members, 5 of 22 **ministers** and one of 16 **governors** (Ramallah/Al-Bireh) are female. In 2014, females represented 41.8% of total employees in the **public sector**, but less than 5% occupy assistant undersecretary positions in PA ministries. Moreover, women comprise, also thanks to the quota system used, 12.9% of the **PLC** members and 21% of the total **local authority** members (PCBS, *Press Release on International Women's Day 2016*, 8 March 2016; previous years). In **comparison**, in 2016, the average proportion of women in parliaments in the Middle East/North Africa was 16% and worldwide 23% (World Bank data on Social Development, <http://wdi.worldbank.org/table/1.5>).



- The situation is similar in **political parties**: in the most recent Fatah elections (August 2009), not one woman was elected to the main governing body (Central Council), while in the legislative body (Revolutionary Council) only 11 of 120 members are female (Azzouni, Suheir, "Palestine - Palestinian Authority & Israeli-Occupied Territories," in *Women's Rights in the Middle East & North Africa: Progress Amid Resistance*, NY, 2010).
- **Women's low representation** across all sectors is also evident from the following table:



Women Representation in Various Sectors

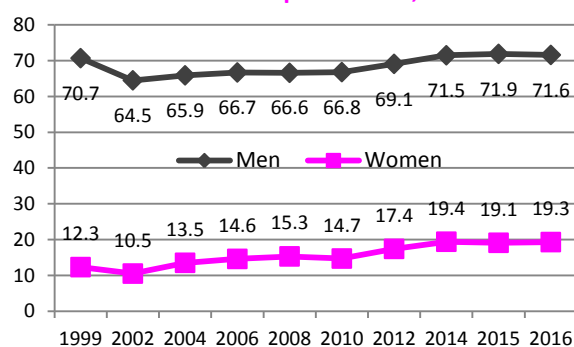
Registered physicians ¹	16.3%	Diplomats (PLO Ambassador) ¹	5.8%
Registered dentists ¹	34.0%	Ministers ¹	12%
Registered nurses ¹	49.1%	Deputy Minister ¹	16.2%
Registered pharmacists ¹	58.1%	Public Sector/Director (General) ¹	22.1%
Medical Association member	13.6%	Public Sector/civil servants ¹	46.9%
Dental Association member	27.3%	PLC members	12.9%
Engineers ¹	21.1%	Local Council members	21%
Journalists / Editors ¹	25/10%	Civil Police personnel	3.4%
Lawyers ¹	22.5%	Military justice system personnel	2%
Employees in Banks	28%	Public prosecutors ¹	16.7%
Members in sports clubs	2.3%	Shari'a court judges	7.2%
Members in societies	3.2%	Legal judges ¹	17.2%
Members in youth movement	0.4%	Student council members ¹	23.2%
Researchers	22.6%	Members in political parties	0.7%

Sources: ¹PCBS, *Women and Men in Palestine: Issues and Statistics 2016*, 2016; PCBS, *Press Release on International Women's Day, 2017*; PCBS, *A Review of Palestinian Justice and Security Sector Data*, Aug. 2013.

Women in the Labor Force

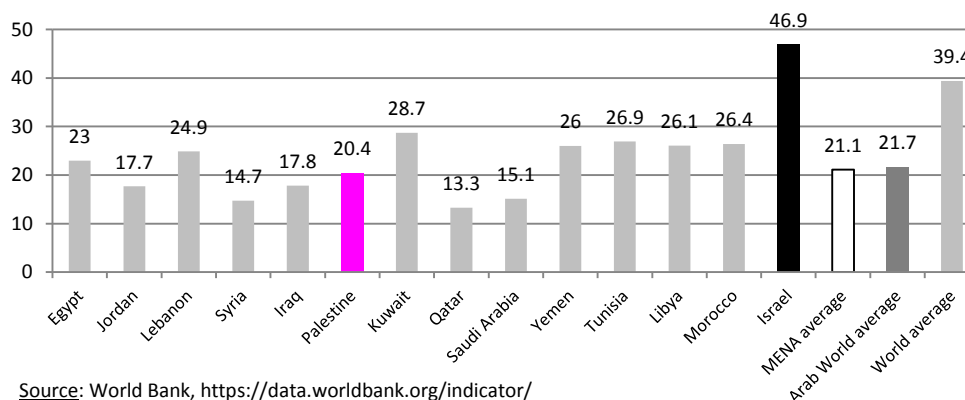
- Despite the high and successful secondary school enrollment of women, which generally correlates positively with female work, women's **labor force participation** (15+ yrs) remains low, accounting for only 19.3% of the formal **labor force** in 2016 - one of the lowest in the world. In 2016, 44.7% of the female labor force was **unemployed** (males: 22.2%) (PCBS, *Press Release on International Women's Day 2017*, 7 March 2017). As of June 2017, unemployment stood at 50%, most of them (72.7%) in the 20-24 years age group. (PCBS, *Labor Force Survey Report Series*, Q2-2017). While the female rate has increased over the last 15 years, it is still low by regional comparison (see table below).

Labor Force Participation Rate, 2001-16



Source: PCBS, *Labor Force Survey, Annual Report 2016*.

Female Participation Rate (%) in Selected MENA Countries, 2016



Source: World Bank, <https://data.worldbank.org/indicator/SL.TLF.TOTL.FE.ZS?locations=MD-IE&view=chart>.

- Most working women (46.7%) have over 13+ years of **schooling**. However, they are also those reported with the highest unemployment rate (57.4%) (PCBS, *Labor Force Survey Report Series*, Q2-2017).
- **Main reasons for female non-participation** in the workforce was housekeeping (62.7%), studying/training (25.7%), and age or illness (6.6%) (*Ibid.*).
- **Employment of women** is concentrated in services (65.6%, mostly in public administration) (*Ibid.*).
- The vast majority of the female labor force (74.2%) were **wage employees**, 14.5% **self-employed**, 9.9% **unpaid family members**, and 1.4% **employers** (*Ibid.*).
- The rate of females aged 15-29 who **transitioned from school** to the labor market was only 6.6% (compared to 44.8% of males) (PCBS, *Press Release on International Women's Day 2017*, March 2017).
- Only 1.2% of the firms in the WBGs have a **female top manager**, compared to 4.9% in the MENA average and 10.1% in Israel (World Bank, Enterprise Surveys, <http://www.enterprisesurveys.org/data/explore/topics/gender>).